

What Is Secret Keeper?

Secret Keeper is an inbuilt Password Manager feature in Datamail App that allows you to save important information, login details, passwords, pins, etc inside a password protected folder. Secret keeper keeps your information private, secure, and hidden. Protected with one password, DataMail can hold your secrets, which you can trust.

Simplify your life with secret keeper


Secret keeper launched by Datamail allows you to save your secret informations like your login credentials, pins etc. protected with in Datamail app

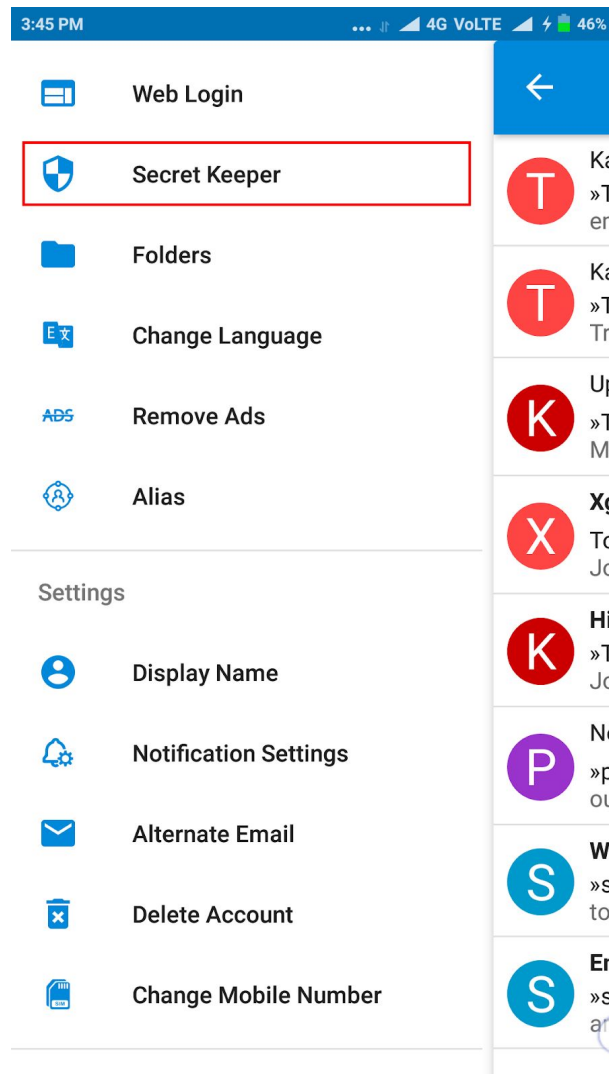
Try secret Keeper Free

To know more visit : www.datamail.in

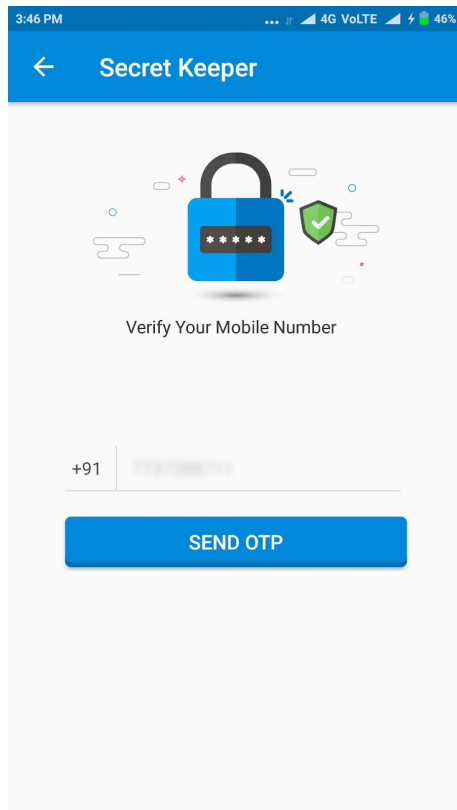
Email Address In Your Language
DATA
डेटामेल.भारत

How To Use Secret Keeper

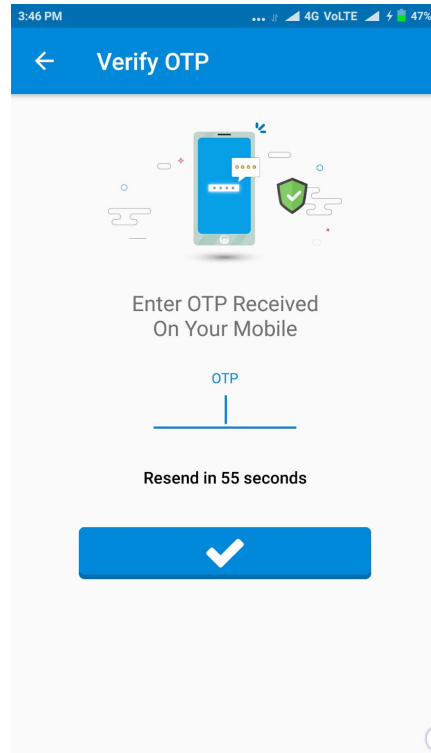
Step 1) Tap on the menu icon  on the extreme left of your Datamail Email App dashboard and click on **Secret Keeper**.



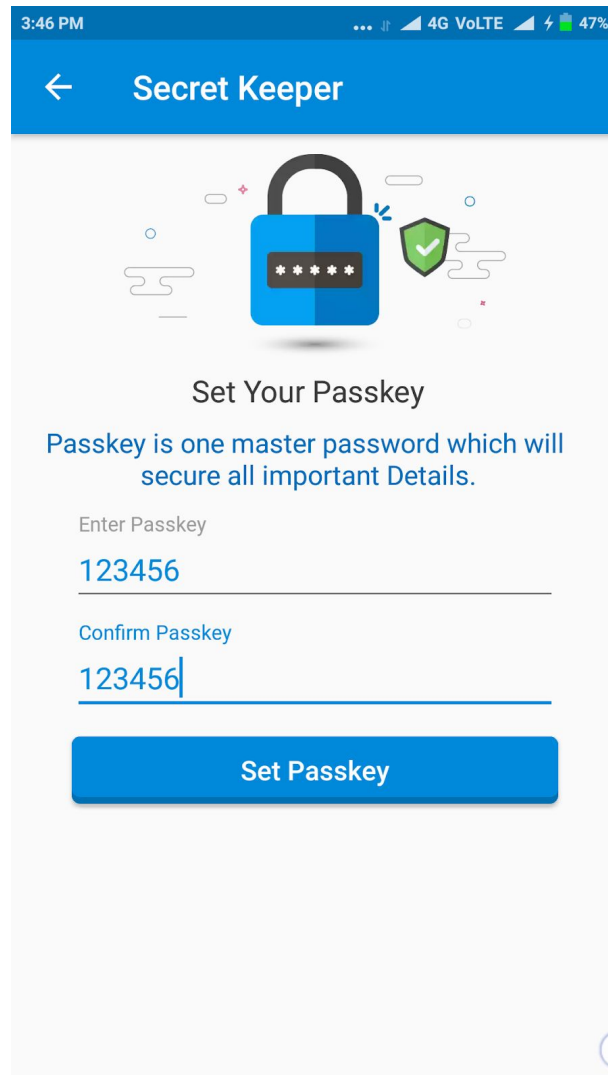
Step 3) If you are logging into Secret keeper for the first time then, the app will ask you to enter your mobile number. Enter mobile number and click on **“SEND OTP”**



Step 4) Now enter the OTP received on your entered mobile number



Step 5) Now click on set the password/ passkey. Make sure that the passkey entered must be of 6 digits. Click on **“Set Passkey”**



3:46 PM 4G VoLTE 47%

← Secret Keeper

Set Your Passkey

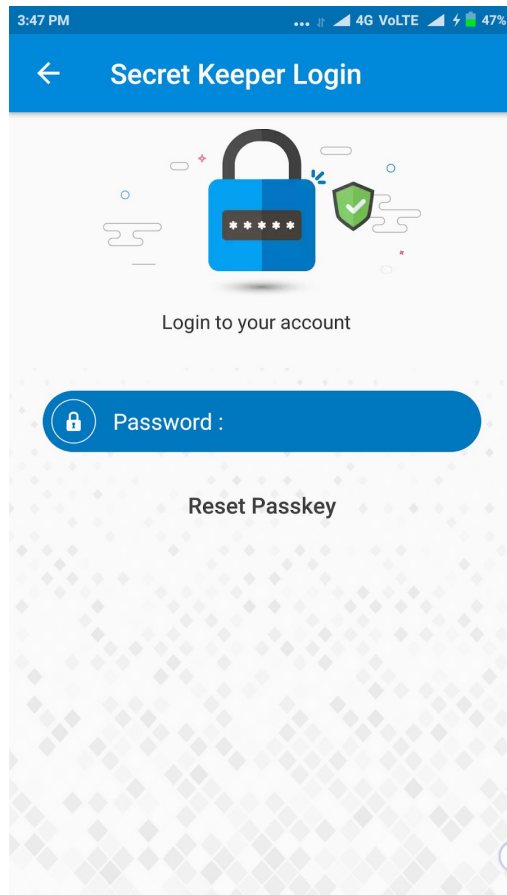
Passkey is one master password which will secure all important Details.


Enter Passkey
123456


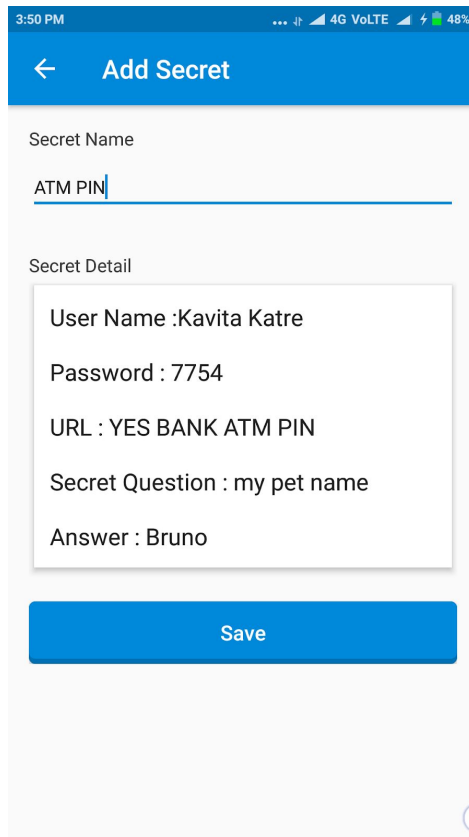
Confirm Passkey
123456

Set Passkey

Step 6) Now enter the password/passkey



Step 7) Click on plus icon  and enter your Secret and click on save.



Watch [How to Use Datamail Secret Keeper \(Your Personal Password Manager\) Video tutorial](#)